


LSACT15-R IO backplane connector

Screw type, 0.25 to 2.5mm², Screw latch, 32pins with RTD (Between 15 to 16pin)

Summary



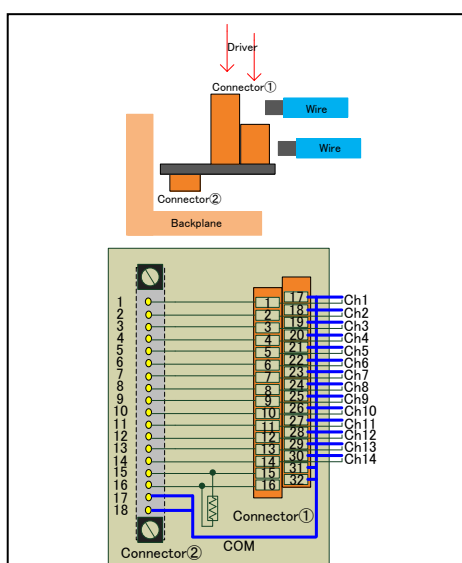
- * Wire holding structure : Screw type
- * Wire size(ferrule) : 0.25 to 2.5mm²
- * Connector rock method : Screw latch
- * Number of pins : 32pins
- * RTD : 1 (Between 15 to 16pin)

Specifications

ITEM		SPECIFICATION
Classification		32pins type
Attachment position		IO backplane terminal (Right side)
Number of pins		32pins (2rows, 16pins/row)
Pitch		5.08mm
Wire holding structure		Screw type
Screw size		M3
Tightening torque		Minimum 0.5Nm, Maximum 0.6Nm
Rated		50VDC / 3A ⚠
Dielectric strength		510VAC (Between neighbor pins.) ⚠
RTD	Operating temperature ranges	-40 to 500°C (Pt 100Ω)
Wire size		Wire end ferrule with isolation 0.25 to 2.5mm ² (AWG23 to AWG14) Flexible 0.2 to 2.5mm ² (AWG24 to AWG14)
Stripping length		7mm
Protection		Safe from finger touch
Flamability class UL94		V-0
Compatible terminal bases*		LSIOB01
Terminal block fixing screws Recommended tightening torque		0.4Nm
Environmental conditions	Ambient temperature	(Operating) -5 to 60°C (Storage) -25 to 55°C
	Ambient humidity	(Operating) Not specified (Storage) Less than 80%RH (No condensation)
Weight		0.12kg
Dimensions		27.1mmD x 53.4mmH x 102.0mmW (Except projection)

*About compliant module type

For compliant modules of this product, please refer to "Compliant accessory connector list (CGS-S9902-E-XX)".



⚠ Applied voltage of the connector pin is the rating voltage or less.
15pin and 16pin of the connector have internal RTD.
Therefore, don't connect the wire and apply the voltage from the outside.


* If you want to use in one side, it can be used both LSIOB01 / LSIOB02 / LSIOB03

When using, please read the instruction manual attached to the product carefully and use it properly.
This catalog may not be distributed or reproduced in whole or in part without permission.
Please be aware that due to product improvements and modifications, the product description in this catalog may differ in certain respects from the actual product.
The service names and product names of other companies described in this catalog are the trademarks of each company.

LSACT15-L IO backplane connector

Screw type, 0.25 to 2.5mm², Screw latch, 32pins with RTD (Between 15 to 16pin)

Summary



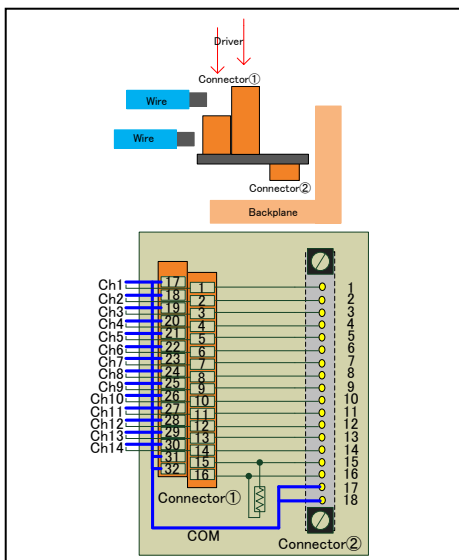
- * Wire holding structure : Screw type
- * Wire size(ferrule) : 0.25 to 2.5mm²
- * Connector rock method : Screw latch
- * Number of pins : 32pins
- * RTD : 1 (Between 15 to 16pin)

Specifications

ITEM		SPECIFICATION
Classification		32pins type
Attachment position		IO backplane terminal (Left side)
Number of pins		32pins (2rows, 16pins/row)
Pitch		5.08mm
Wire holding structure		Screw type
Screw size		M3
Tightening torque		Minimum 0.5Nm, Maximum 0.6Nm
Rated		50VDC / 3A ⚠
Dielectric strength		510VAC (Between neighbor pins.) ⚠
RTD	Operating temperature ranges	-40 to 500°C (Pt 100Ω)
Wire size		Wire end ferrule with isolation 0.25 to 2.5mm ² (AWG23 to AWG14) Flexible 0.2 to 2.5mm ² (AWG24 to AWG14)
Stripping length		7mm
Protection		Safe from finger touch
Flamability class UL94		V-0
Compatible terminal bases*		LSIOB01
Terminal block fixing screws Recommended tightening torque		0.4Nm
Environmental conditions	Ambient temperature	(Operating) -5 to 60°C (Storage) -25 to 55°C
	Ambient humidity	(Operating) Not specified (Storage) Less than 80%RH (No condensation)
Weight		0.12kg
Dimensions		27.1mmD x 53.4mmH x 102.0mmW (Except projection)

*About compliant module type

For compliant modules of this product, please refer to “ Compliant accessory connector list (CGS-S9902-E-XX) ”.



Applied voltage of the connector pin is the rating voltage or less.
15pin and 16pin of the connector have internal RTD.
Therefore, don't connect the wire and apply the voltage from the outside.

* If you want to use in one side, it can be used both LSIOB01 / LSIOB02 / LSIOB03

When using, please read the instruction manual attached to the product carefully and use it properly.
This catalog may not be distributed or reproduced in whole or in part without permission.
Please be aware that due to product improvements and modifications, the product description in this catalog may differ in certain respects from the actual product.
The service names and product names of other companies described in this catalog are the trademarks of each company.