


LSACT20-R IO backplane connector

Spring type (Push IN) , 0.25 to 2.5mm², Screw latch, 36pin type, DI Dual parallel input-only

Summary



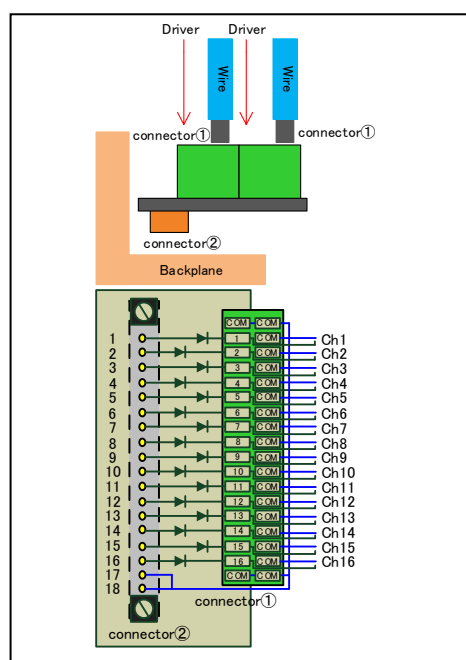
- * Wire holding structure : Spring type (Push IN)
- * Wire size(Ferrule) : 0.25 to 2.5mm²
- * Connector rock method : Screw latch
- * Number of pins : 36pin
- * DI Dual parallel input-only(Source Input Minus common)

Specifications

ITEM		SPECIFICATION
Classification		36pins type
Attachment position		IO backplane terminal (Right side)
Number of pins		36pins (18pins/2rows)
Pitch		5.08mm
Wire holding structure		Spring type (Push IN)
Rated voltage(IEC)		320V
Rated current(IEC)		1A
Rated dielectric strength		1500VAC(Between neighbor pins)
Wire size		Wire end ferrule with isolation cover 0.25 to 2.5mm ² (AWG24 to AWG14) Flexible 0.2 to 2.5mm ² (AWG24 to AWG14)
Wire peeling length		10mm
Protection		Safe from finger touch
Flamability class UL94		V-0
Compatible terminal bases		LSIOB01
Environmental conditions	Ambient temperature	(Operating) -5 to 60°C (Storage) -25 to 55°C
	Ambient humidity	(Operating) Less than 95%RH (No condensation) (Storage) Less than 80%RH (No condensation)
Weight		0.13kg
Dimensions		50.0mmD x 52.0mmH x 102.0mmW (Except projection)

*About compliant module type

For compliant modules of this product, please refer to “ Compliant accessory connector list (CGS-S9902-E-XX) ”.




When using, please read the instruction manual attached to the product carefully and use it properly. This catalog may not be distributed or reproduced in whole or in part without permission. Please be aware that due to product improvements and modifications, the product description in this catalog may differ in certain respects from the actual product. The service names and product names of other companies described in this catalog are the trademarks of each company.

LSACT20-L IO backplane connector

Spring type (Push IN) , 0.25 to 2.5mm², Screw latch, 36pin type, DI Dual parallel input-only

Summary



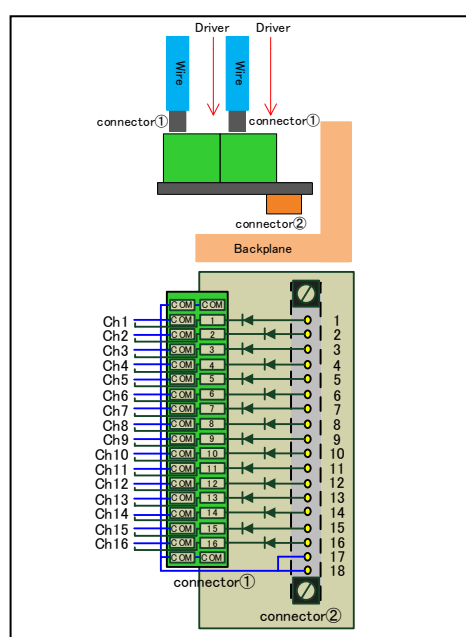
- * Wire holding structure : Spring type (Push IN)
- * Wire size(Ferrule) : 0.25 to 2.5mm²
- * Connector rock method : Screw latch
- * Number of pins : 36pin
- * DI Dual parallel input-only(Source Input Minus common)

Specifications

ITEM		SPECIFICATION
Classification		36pins type
Attachment position		IO backplane terminal (Left side)
Number of pins		36pins (18pins/2rows)
Pitch		5.08mm
Wire holding structure		Spring type (Push IN)
Rated voltage(IEC)		320V
Rated current(IEC)		1A
Rated dielectric strength		1500VAC(Between neighbor pins)
Wire size		Wire end ferrule with isolation cover 0.25 to 2.5mm ² (AWG24 to AWG14) Flexible 0.2 to 2.5mm ² (AWG24 to AWG14)
Wire peeling length		10mm
Protection		Safe from finger touch
Flamability class UL94		V-0
Compatible terminal bases		LSIOB01
Environmental conditions	Ambient temperature	(Operating) -5 to 60°C (Storage) -25 to 55°C
	Ambient humidity	(Operating) Less than 95%RH (No condensation) (Storage) Less than 80%RH (No condensation)
Weight		0.13kg
Dimensions		50.0mmD x 52.0mmH x 102.0mmW (Except projection)

*About compliant module type

For compliant modules of this product, please refer to “ Compliant accessory connector list (CGS-S9902-E-XX) ”.



When using, please read the instruction manual attached to the product carefully and use it properly. This catalog may not be distributed or reproduced in whole or in part without permission. Please be aware that due to product improvements and modifications, the product description in this catalog may differ in certain respects from the actual product.

The service names and product names of other companies described in this catalog are the trademarks of each company.