


LSDOM03-1-R DO module

LS communication Digital outputs : 16

■ Summary



- * Number of outputs : 16 (16 ch common isolation)
- * Contact : Dry / A contact (Normally Open)
- * Contact method : FET(Field effect transistor) output (Minus common)
- * Module operating ambient temperature : 0 to 55°C
- * Insulation method : Transformer insulation
- * Supported FXtoLS adapter : LSRLTS-AI01



This module is dedicated to compact retrofit terminal blocks.
Dedicated lock pins are attached to the bottom.

LSDOM03-1-R DO module

LS communication Digital outputs : 16

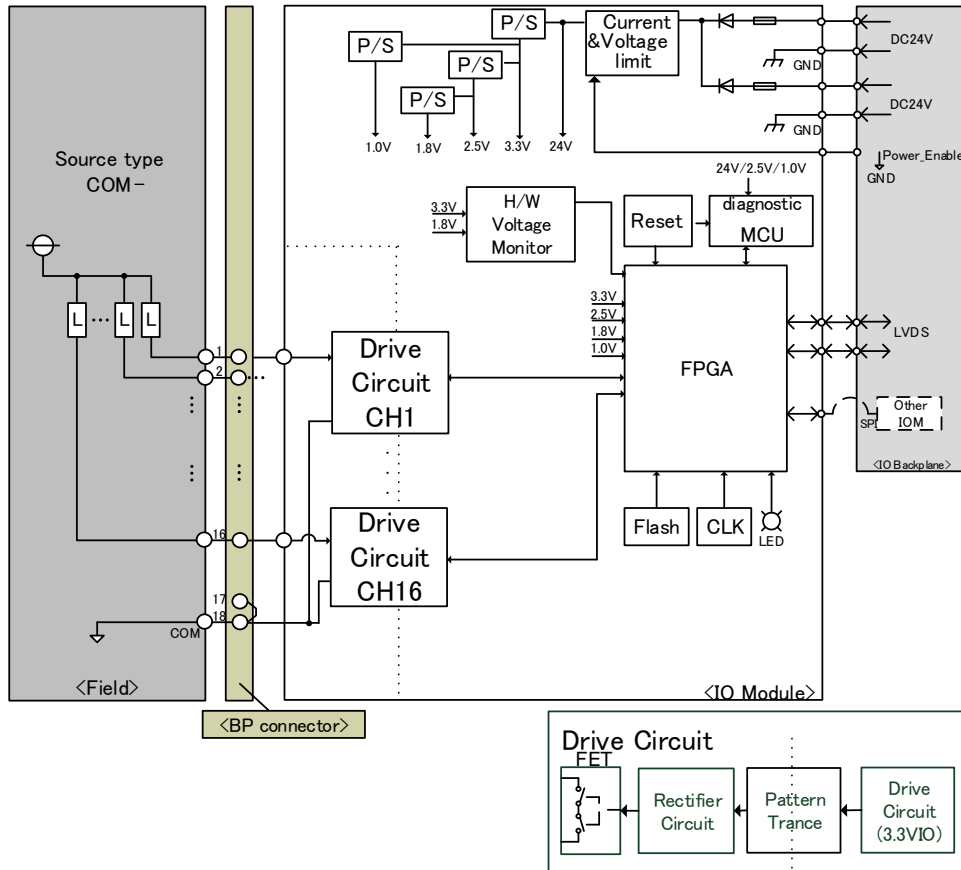
■ Specifications





ITEM		SPECIFICATION
Output	Number of channels	16 (16 ch common isolation)
	Contact	Dry / A contact (Normally Open)
	Contact method	FET(Field effect transistor) output (minus common)
	Contact on voltage	Less than 3 V
	Max rating contact voltage	DC 250 V
	Max contact current	Continuous 75 mA
	Data refresh cycle	ON → OFF : Less than 1 ms OFF → ON : Less than 1 ms
Dielectric strength		AC 1500 V between output terminal and PE
Communication with IOA	Communication method	LVDS
	Communication speed	100 Mbps
Self-diagnostic functions		Power voltage check (24V, 3.3V, 2.5V, 1.8V, 1.0V) Clock check (FPGA-MCU for diagnosis, MCU for diagnosis -FPGA) Heartbeat check (FPGA-MCU for diagnosis, MCU for diagnosis -FPGA) CRC check (FPGA)
Protection	(Power supply Protection)	Overvoltage protection Overcurrent protection
Indicator	Display LED	4: RUN (Run)/STS (Status)/NSA (Network status A)/NSB (Network status B)
	Channel State LED	16: Ch 1 to Ch 16
Insulation method		Transformer insulation
Hot swap		Possible
Power supply		DC 24 V ±20% (The voltage supplied from the backplane)
Environmental conditions	Module ambient temperature	(Operating) 0 to 55°C (Storage) -40 to 85°C
	Module ambient humidity	(Operating / Storage) 10 to 95% RH or less (No condensation)
Vibration		3.5 mm @5 to 8.4 Hz 1 G @8.4 to 150 Hz
Shock		15 G 11 ms
Current consumption		108 mA
Weight		0.10 kg
Dimensions		62 mm (D) x 94 mm (H) x 46 mm (W) (Except projection)
Standard/Directive		EN 61131-2:2007, RoHS

LSDOM03-1-R DO module

LS communication Digital outputs : 16

■ Block diagram



P/S	:	Power supply
COM	:	Common
CLK	:	Clock
FET	:	Field effect transistor
FPGA	:	Field programmable gate array
LED	:	Light emitting diode
MCU	:	Micro control unit
GND	:	Ground
IOM	:	I/O module
IOA	:	I/O adapter
LVDS	:	Low Voltage Differential Signaling
BP	:	Backplane
P/C	:	Photocoupler
	:	Fuse
	:	Diode
	:	Power supply
	:	Load

When using, please read the instruction manual attached to the product carefully and use it properly.

This catalog may not be distributed or reproduced in whole or in part without permission.

Please be aware that due to product improvements and modifications, the product description in this catalog may differ in certain respects from the actual product.

DIASYS Netmation/DIASYS Netmation4S is a registered trademark of Mitsubishi Heavy Industries, Ltd.

The service names and product names of other companies described in this catalog are the trademarks or registered trademarks of each company.